






Frozen Drink OPERATING INSTRUCTIONS




USING THE DISPENSER FOR GRANITA-TYPE PRODUCT

1. Start with chilled product for best results
2. Lift the lid slightly for the selected hopper and slide back to gain access to the hopper.
3. Place the pre-mixed liquid product in the selected hopper.
4. Press and release the (ON/OFF) switch  to power on the dispenser.
5. Press and release the Left and/or Right (ON/OFF) switch  to start the Auger Motor.
6. Press and release the (OFF/ICE/CHILL) switch  and select ICE to begin the cooling process for the selected hopper.
7. Wait for the liquid to freeze to the desired consistency.

HINTS – Bunn-O-Matic recommends that the product in the dispenser be thawed each day, usually overnight.

The ice granules get too large and a consistent product is difficult to maintain if left frozen for an extended period of time. Set the NIGHT mode for a few hours each night and return it to the DAY mode when the product has thawed sufficiently. You'll know it is in the NIGHT mode because the display will indicate NIGHT MODE.

USING THE DISPENSER FOR COLD LIQUID PRODUCTS

1. Lift the lid slightly for the selected hopper and slide back to gain access to the hopper.
2. Place the pre-mixed liquid product in the selected hopper.
3. Press and release the (ON/OFF) switch  to power on the dispenser.
4. Press and release the Left and/or Right (ON/OFF) switch  to start the Auger Motor.
5. Press and release the (OFF/ICE/CHILL) switch  and select CHILL to begin the cooling process for the selected hopper.
6. Wait for the liquid to cool.

Refundable Cleaning Retainer - \$35.00

570-253-8368
450 Old Willow Ave.,
Honesdale, PA 18431



RETURNING YOUR EQUIPMENT CLEAN **Frozen Drink**

How to Clean

- Remove any excess liquid from tub(s) and spigot.
- Flush fresh, warm water through tub(s) via spigot.
- Wipe interior of tub(s) with warm, soapy water, then rinse.
- Remove grate from top of drip basin.
- Dump excess liquid from basin. Wipe basin with warm, soapy water, then rinse.
- Wipe exterior of unit with hot, soapy water, then rinse. Nothing should be sticky.
-

How NOT to Clean

- Do NOT disassemble tubs from unit.
- Do NOT put hot water in tubs or drip basin (use only warm).
- Do NOT use windex or any other “cleaner”.
- Do NOT attempt to clean interior of spigot
- Do NOT “hose-down” unit or splash water on base – it is electrical!

Refundable Cleaning Retainer - \$35.00